




Toyota Commercial Rear-Entry

We get it: downtime is expensive. That's why BraunAbility® specializes in designing accessible vehicles that are up to the challenge of tough, real-world use in your transit fleet. With 2nd row ambulatory seating and a rear wheelchair position, you'll have the flexibility to meet all of your customers' needs.

BraunAbility has a proven track record of producing economical and dependable commercial vehicles designed to keep you up and running day after day, year after year. Contact your BraunAbility representative today to see how the wheelchair accessible Toyota Sienna can help you maintain ADA compliance... and your bottom line.

Flexible Seating
2nd row seats accommodate ambulatory passengers.



Lowered Floor
The rear lowered floor area accommodates one wheelchair user.



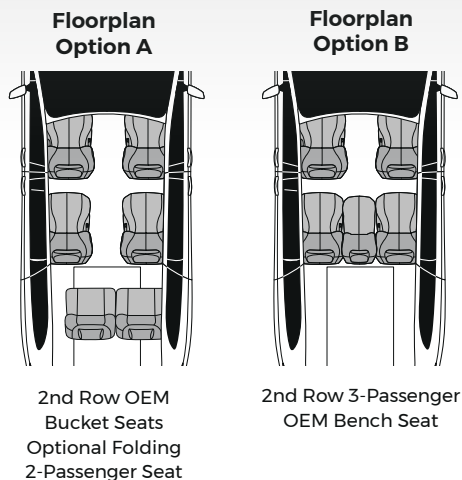

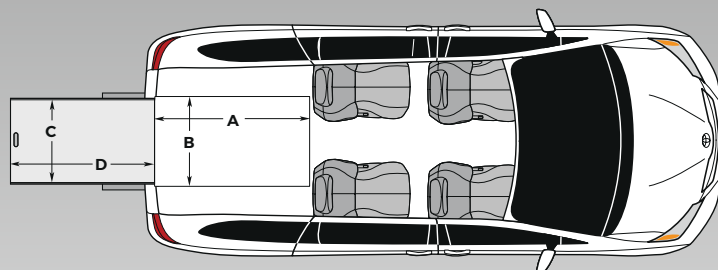
Toyota Commercial Rear-Entry

Standard Features

- ADA, FMVSS and CMVSS compliant
- Meets/exceeds Altoona test requirements
- CARB compliant
- 56" door opening
- Short floor (lowered aft of 2nd row seats)
- 32" wide manual ramp with 1,000 lb capacity
- Remount of OEM 2nd row bucket seats
- ADA commercial flooring throughout
- Wheelchair securement tie-downs - Slide-n-Click QRT w/ Lap & Shoulder Restraints
- Transmission interlock
- ADA ramp lighting mounted on rear hatch
- Emergency Exit - release mechanism and sticker on rear hatch
- Back-up alarm

Options

- Aftermarket 3rd row 2-passenger bench seat
- DOT kit



A	Lowered floor length	61
B	Lowered floor width	33
C	Usable ramp width	32
D	Ramp length (manual)	52
E	Ground clearance at rear frame	8-1/4
F	Ground clearance at skid plate	6-1/2
G	Entrance height	56
H	Overall height (hatch open)	85
I	Overall height (hatch closed)	73
J	Ramp slope (manual)	10°

800.488.0359 braunability.com/commercial

