




BraunAbility



Entervan®



Automatic Door
The original Honda door operator reliably opens the sliding door at the touch of a button.



Kneeling Suspension
As the door opens, the rear suspension "kneels" to reduce the slope of the ramp even further.



Automatic Ramp
The lightweight aluminum foldout ramp extends to allow easy access to the lowered floor interior.

Entervan® Conversion available on:


- 2010 Honda Odyssey

Standard Features

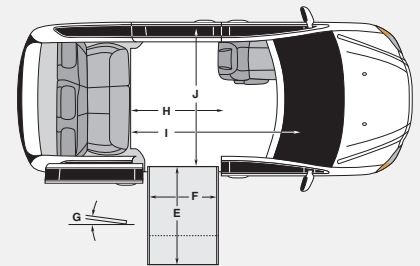
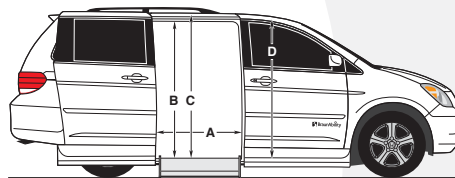
- OEM Keychain Remote Control
- Kneeling Rear Suspension
- Removable Passenger Seat
- Removable Driver Seat
- OEM Automatic Passenger Sliding Door
- Automatic Foldout Ramp
- Lowered Floor
- Wheelchair/Occupant Securement System
- Interior OEM Control Switches
- Custom Ground Effects

Optional Features

- Retractable Belt System
- Protective Carpet Mat
- Non-Skid Flooring



Remote Control
The accessible functions are controlled by the Honda remote and several interior switches placed for your convenience.



Door Opening Usable Width	A	31-1/2"
Door Opening Usable Height	B	54-3/8"
Interior Height at Center of Van*	C	59-1/2"
Interior Height at Driver & Passenger Position**	D	59"
Ramp Length	E	52"
Ramp Width (Usable Clear Opening)	F	28-3/8"
Ramp Angle (with Vehicle Kneeled)	G	8.6°
Interior Floor Length (Behind Front Seats)	H	60"
Overall Interior Floor Length (Flat Area)	I	89-1/2"
Interior Width at B Pillars	J	60"

Due to manufacturing tolerances both with the OEM vehicle and the conversion components, all dimensions may vary slightly from those shown.